

# THE ECONOMY AT A GLANCE

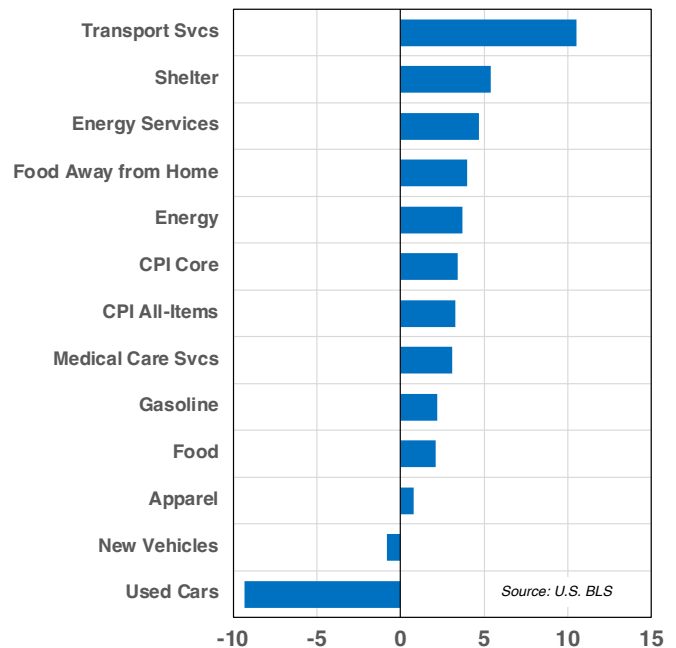
## ECONOMIC HIGHLIGHTS

July 1, 2024  
 Vol. 91, No. 95

### MORE PROGRESS ON INFLATION

Two important inflation reports recently indicated that overall pricing pressures have retreated from peaks in 2022. But inflation remains above the Fed's target of 2.0%. Let's take a deeper dive into the Consumer Price Index (CPI). According to the latest report, the overall inflation rate in May of 3.3% was lower than the prior month's 3.4%. That good news was supported by a decline in the core CPI rate. The core CPI excludes the impact of food and energy and rose at an annual pace of 3.4% over the past year, lower by 20 basis points compared to the prior month. What's propping up core CPI? Transportation Services and Shelter. These elements of the index have prices that don't typically fall sharply. Meanwhile, pricing pressures for automobiles and food eased somewhat. The other inflation report was the Producer Price Index (PPI). The PPI measures pricing trends farther up the supply chain, at the manufacturing level. Here, we also saw a modest decline in the rate of inflation. The PPI final demand annual rate through May was 2.2%, compared to 2.3% in April, and the prices for both processed and unprocessed goods for intermediate demand outright declined. Looking ahead, the June 2022 CPI rate marked the peak reading for the index this cycle, and we expect pricing pressures to continue to ease as the housing market cools, supplies of new vehicles are replenished, and the price of oil stays below \$90 per barrel.

### INFLATION FACTORS (% CHANGE Y/Y)

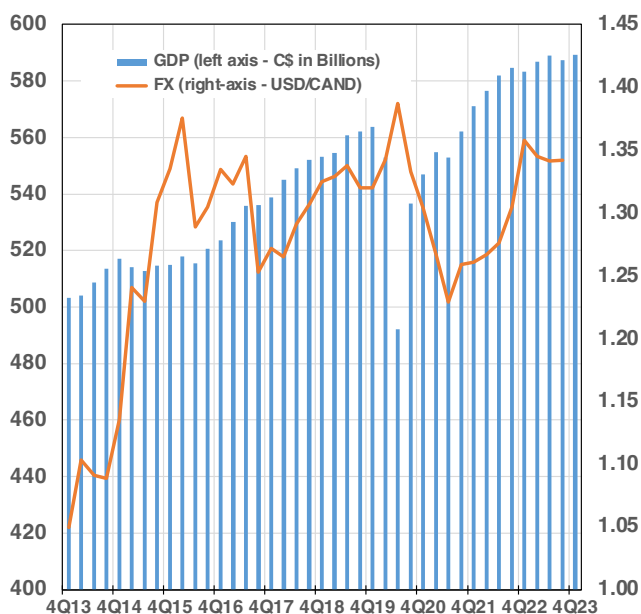


# ECONOMIC HIGHLIGHTS (CONTINUED)

## BANK OF CANADA LOWERS TARGET RATE

In early June, the Bank of Canada lowered its benchmark interest rate by 25 basis points to 4.75%, its first downward move in four years and with the central bank noting the following. “With continued evidence that underlying inflation is easing, Governing Council agreed that monetary policy no longer needs to be as restrictive.” Consumer price inflation in Canada decelerated to 2.7% in April, below the central bank’s forecast of 2.9%, though still above their 2% target. Policymakers have said that inflation easing likely will be uneven due to global tensions, a greater-than-expected rise in housing prices, and wage growth that is outpacing productivity. The central bank still sees price inflation staying near 3% until mid-2024, before gradually easing. The Canadian economy added 27,000 jobs in May, yet unemployment still rose to 6.2%. Meanwhile, Canada’s GDP grew by a slower-than-forecasted 1.7% in the first quarter (after growth of only 1% in the fourth quarter). The consensus of Canadian economists is that there will be another rate cut in July, though uncertainty remains as to how many additional rate cuts will occur by the end of 2024.

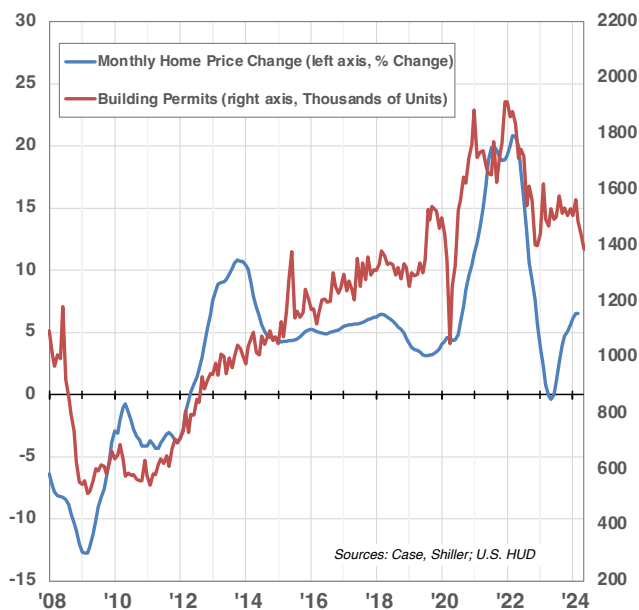
## CANADA ECONOMIC TRENDS



## HOUSING SENTIMENT SLUMPS

Mortgage rates near 7% are pushing prospective buyers to the sidelines and could turn housing to a drag on 2Q GDP after a strong contribution to 1Q growth. “Millions of potential homebuyers have been priced out of the market by elevated home prices and interest rates,” according to The State of The Nation’s Housing report, which was published recently by Harvard’s Joint Center for Housing Studies. Fannie Mae’s Home Purchase Sentiment Index for May dropped by 2.5 points to an all-time survey low of 69.4. Just 14% of consumers said that it is a good time to buy a home, down from 20% in April. Based on the June 20 GDPNow estimate from the Atlanta Fed, residential fixed investment is expected to be a small drag (about 5 basis points) on 2Q GDP after contributing 57 basis points to GDP growth in 1Q. Residential fixed investment is poised to decline by an annualized 1.3% in 2Q after 15.4% growth in 1Q, according to the Nowcast. High mortgage rates are a challenge, but we remain bullish on the sector because demographics point to strong demand amid a decades-long shortage of affordable homes.

## HOUSING MARKET TRENDS

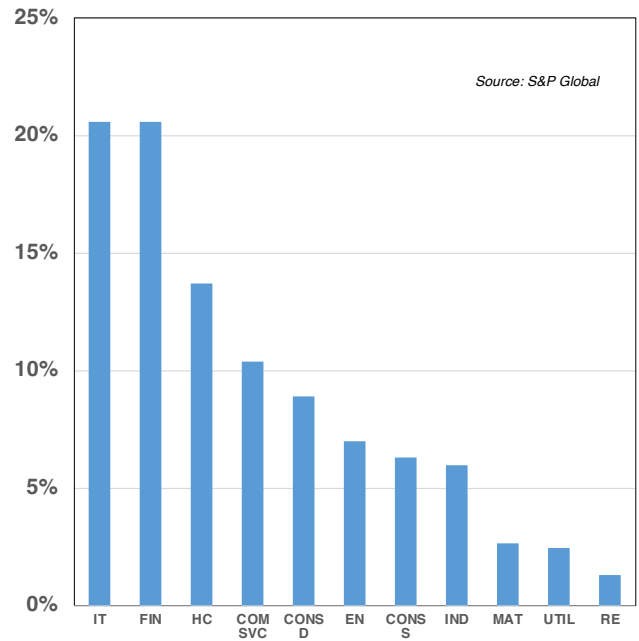


# FINANCIAL MARKET HIGHLIGHTS

## NOT ALL SECTORS ARE EQUAL

When it comes to focusing on sectors of the S&P 500, we think it makes sense to focus primarily on a few key sectors that can actually make a difference in terms of earnings and portfolio performance. The Real Estate sector, which accounts for about 2% of S&P 500 capitalization, is expected to contribute only 1% of S&P 500 EPS during the 2Q24 EPS period. The Materials sector is another 2% market weight that generates a thin 3% of total earnings. We don't think clients should be spending a lot of time on deep dives trying to get these sectors right. The groups that really make a difference are going to be Information Technology, which is expected to account for 21% of the earnings; and Financial and Healthcare, which are expected to account for 20% and 14%, respectively. Perhaps not surprisingly, these are three sectors in which the United States enjoys competitive advantages versus other nations. At the next tier, the Industrial, Consumer Discretionary and Communication Services sectors all appear in line, with market cap weights and earnings contributions in the 9%-10% range. We note that the Energy sector punches above its weight, accounting for less than 4% of total market capitalization but generating 7% of S&P 500 profits.

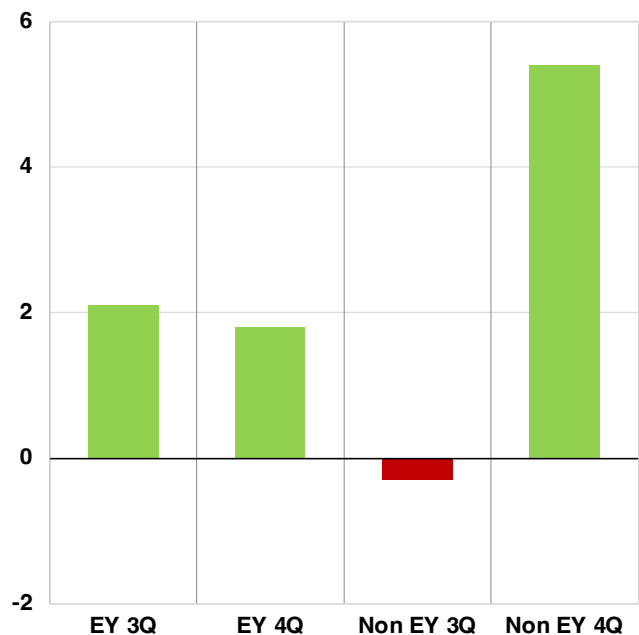
## OPERATING EARNINGS CONTRIBUTION



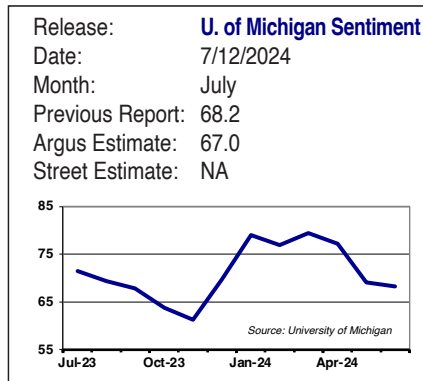
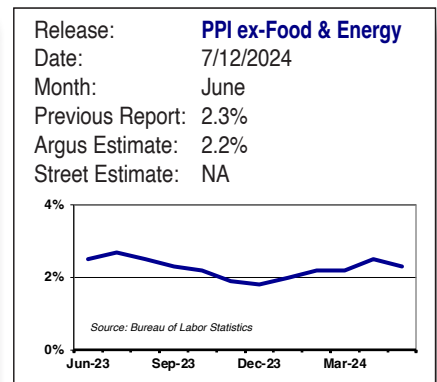
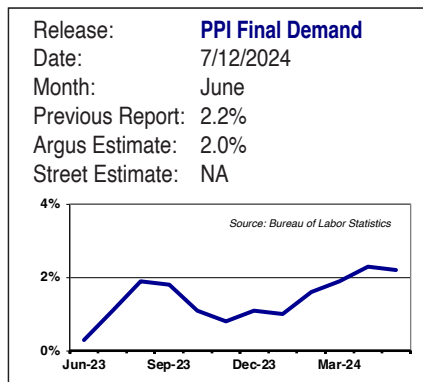
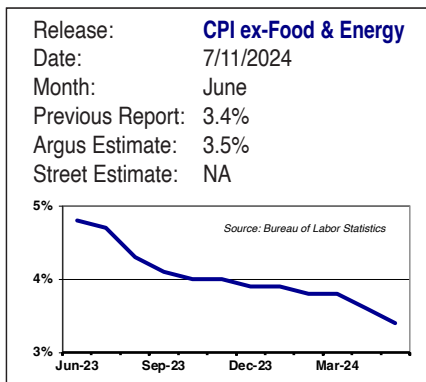
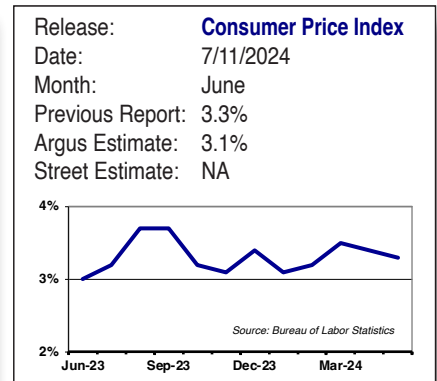
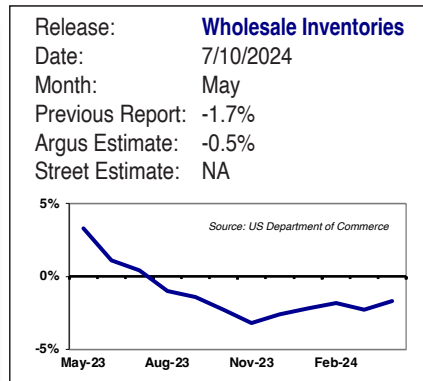
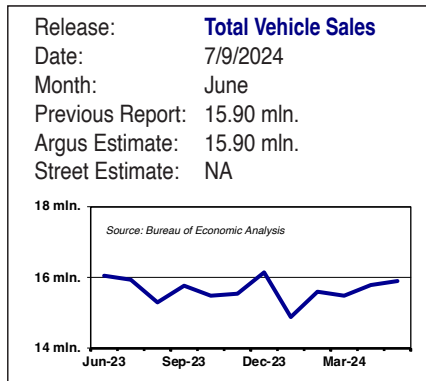
## ELECTION YEAR RETURNS MIXED

Our study of monthly and quarterly returns since 1980 found that in the third quarter of election years, stocks rise on average 2.1%. That compares to a non-election year decline of -0.3%. Not bad. However, in the fourth quarter of election years, we found that stocks gain only 1.8%, compared to gains of 5.4% in non-election years. Why? Investors generally favor continuity, and an election year offers a real opportunity for change in direction. This has been an important year for elections around the globe and for democracy as well. In India, Narendra Modi was re-elected Prime Minister, but his party lost its parliamentary majority. Mexican voters elected its first woman president, Claudia Sheinbaum. South Africans returned African National Congress candidate Cyril Ramaphosa to the presidency, but only after a last-minute broad-based coalition emerged to finalize the deal. French and English voters are headed to the polls and will determine the fates of their parliaments. At Argus, our bullish outlook for stocks in 2024 is not necessarily based on a particular winner in this fall's U.S. presidential race, but rather on the expectation that the time-tested and time-honored election process will produce a leader for the country.

## STOCK MARKET RETURNS IN 2H OF ELECTION YEARS (% CHANGE IN S&P 500)



# ECONOMIC TRADING CHARTS & CALENDAR



*Previous Week's Releases and Next Week's Releases on next page.*

## ECONOMIC TRADING CHARTS & CALENDAR (CONTINUED)

### Previous Week's Releases

Date	Release	Month	Previous Report	Argus Estimate	Street Estimate	Actual
1-Jul	ISM Manufacturing	June	48.7	49.0	49.0	NA
	ISM New Orders	June	45.4	47.0	47.0	NA
	Construction Spending	May	10.0%	7.8%	NA	NA
3-Jul	ISM Services Index	June	53.8	52.5	52.0	NA
	Trade Balance	May	-\$74.6. Bil.	-\$74.0. Bil.	-\$71.2. Bil.	NA
	Factory Orders	May	1.3%	1.8%	NA	NA
5-Jul	Nonfarm Payrolls	June	272 K	175 K	185 K	NA
	Unemployment Rate	June	4.0%	4.1%	4.0%	NA
	Average Weekly Hours	June	34.3	34.3	34.3	NA
	Average Hourly Earnings	June	4.1%	4.0%	NA	NA

### Next Week's Releases

Date	Release	Month	Previous Report	Argus Estimate	Street Estimate	Actual
16-Jul	Retail Sales	June	2.3%	NA	NA	NA
	Retail Sales ex-autos	June	2.5%	NA	NA	NA
	Business Inventories	May	1.0%	NA	NA	NA
	Import Price Index	June	1.1%	NA	NA	NA
17-Jul	Industrial Production	June	0.1%	NA	NA	NA
	Capacity Utilization	June	78.2%	NA	NA	NA
	Housing Starts	June	1,277 K	NA	NA	NA
18-Jul	Leading Index	June	-0.5%	NA	NA	NA

## Disclaimer

---

Argus Research Co. (ARC) is an independent investment research provider whose parent company, Argus Investors' Counsel, Inc. (AIC), is registered with the U.S. Securities and Exchange Commission. Argus Investors' Counsel is a subsidiary of The Argus Research Group, Inc. Neither The Argus Research Group nor any affiliate is a member of the FINRA or the SIPC. Argus Research is not a registered broker dealer and does not have investment banking operations. The Argus trademark, service mark and logo are the intellectual property of The Argus Research Group, Inc. The information contained in this research report is produced and copyrighted by Argus Research Co., and any unauthorized use, duplication, redistribution or disclosure is prohibited by law and can result in prosecution. The content of this report may be derived from Argus research reports, notes, or analyses. The opinions and information contained herein have been obtained or derived from sources believed to be reliable, but Argus makes no representation as to their timeliness, accuracy or completeness or for their fitness for any particular purpose. In addition, this content is not prepared subject to Canadian disclosure requirements. This report is not an offer to sell or a solicitation of an offer to buy any security. The information and material presented in this report are for general information only and do not specifically address individual investment objectives, financial situations or the particular needs of any specific person who may receive this report. Investing in any security or investment strategies discussed may not be suitable for you and it is recommended that you consult an independent investment advisor. Nothing in this report constitutes individual investment, legal or tax advice. Argus may issue or may have issued other reports that are inconsistent with or may reach different conclusions than those represented in this report, and all opinions are reflective of judgments made on the original date of publication. Argus is under no obligation to ensure that other reports are brought to the attention of any recipient of this report. Argus shall accept no liability for any loss arising from the use of this report, nor shall Argus treat all recipients of this report as customers simply by virtue of their receipt of this material. Investments involve risk and an investor may incur either profits or losses. Past performance should not be taken as an indication or guarantee of future performance. Argus has provided independent research since 1934. Argus officers, employees, agents and/or affiliates may have positions in stocks discussed in this report. No Argus officers, employees, agents and/or affiliates may serve as officers or directors of covered companies, or may own more than one percent of a covered company's stock. Argus Investors' Counsel (AIC), a portfolio management business based in Stamford, Connecticut, is a customer of Argus Research Co. (ARC), based in New York. Argus Investors' Counsel pays Argus Research Co. for research used in the management of the AIC core equity strategy and model portfolio and UIT products, and has the same access to Argus Research Co. reports as other customers. However, clients and prospective clients should note that Argus Investors' Counsel and Argus Research Co., as units of The Argus Research Group, have certain employees in common, including those with both research and portfolio management responsibilities, and that Argus Research Co. employees participate in the management and marketing of the AIC core equity strategy and UIT and model portfolio products. Recipients of the Research reports in Singapore should contact the Intermediary of the Research Reports in respect to any matters arising from, or in connection with, the analysis of the report. Where the recipient is not an accredited, expert or institutional investor as defined by the Securities and Futures Act, the Intermediary accepts legal responsibility for the contents of Research Reports in respect of such recipient in accordance with applicable law. When reports are distributed by Intermediaries in Singapore, the Intermediary, and not Argus Research, is solely responsible for ensuring that the recipients of the Research Reports understand the information contained in the Research Reports and that such information is suitable based on the customer's profile and investment objectives.

