

# THE ECONOMY AT A GLANCE

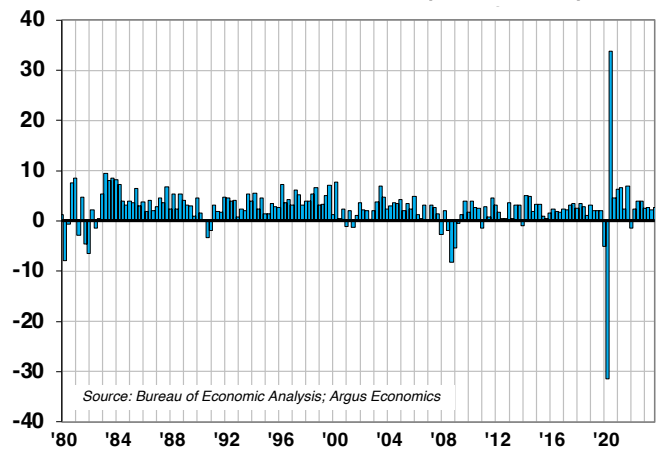
## ECONOMIC HIGHLIGHTS

June 20, 2022  
 Vol. 89, No. 90

### WE LOOK FOR A 2Q RETURN TO GDP GROWTH

Key components of U.S. GDP are still expanding, though growth is not consistent across the economy. We don't anticipate a recession in the near term, but there are risks. The employment environment is nearing full strength, but consumer confidence trends are mixed. Auto sales have recovered from their pandemic lows, but at an uneven pace. In the housing market, high prices have cooled the market a bit but many metrics remain positive. The risk is that the Fed moves too fast and the consumer sector stalls. Businesses are expanding, but growth is slowing. Exports are under pressure from geopolitical tensions and a rising dollar. But import growth will not continue at the recent high-teens pace. Government spending trends should smooth as well. Our GDP growth forecast in 2022 is now 2.2%, which is also our forecast for 2Q22.

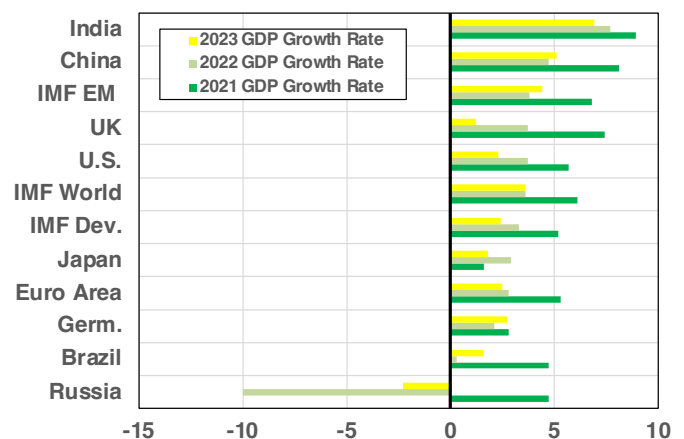
### GDP TRENDS & OUTLOOK (% CHANGE)



### GLOBAL GROWTH FORECAST DIALED DOWN

Expectations for global economic growth in 2022 have been lowered in the wake of supply-chain problems, earlier-than-expected changes in monetary policy, and cutbacks in government spending. Late last year, the International Monetary Fund projected global GDP growth of 4.9% in 2022. In its latest update, the IMF projects 3.6% growth, with industrialized economies growing 3.3% and emerging economies 3.8%. The IMF expects U.S. GDP to grow 3.7%, while European GDP expands 2.8%, and Japan's economy increases at a 2.9% rate. The outlook for China has been cut to 4.7%. India is among the few nations for which forecasts remain relatively intact, with a growth rate of 7.7%.

### GLOBAL GDP GROWTH RATES & FORECASTS (%)

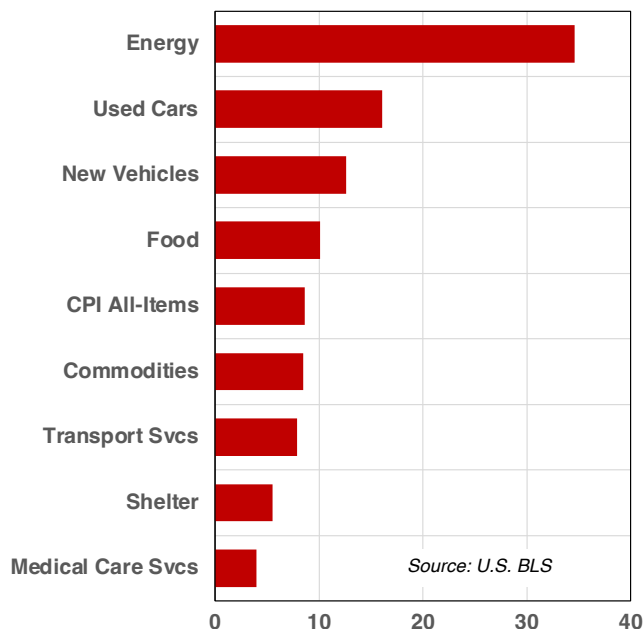


## ECONOMIC HIGHLIGHTS (CONTINUED)

### NO INFLATION RELIEF

The May Consumer Price Index report again showed broad-based inflation pressures in the U.S. The Bureau of Labor Statistics reported an 8.6% year-over-year increase in overall inflation last month, up from 8.3% in April — driven by 35% higher energy prices, 16% higher used-car prices, 9% higher commodity prices, and 10% higher food prices. The only category below recent historical trends was medical care commodities and services, where prices rose at a 3.2% rate. Rates of change picked up in a number of categories, such as food at home, gasoline, fuel oil, electricity, and apparel. That is very broad-based, even as the core all-items less food and energy index rose at a stable 0.6% rate from the prior month and 6.0% from the prior year. The Federal Reserve has significant work ahead as it tries to bring core inflation down to its target of 2.0%.

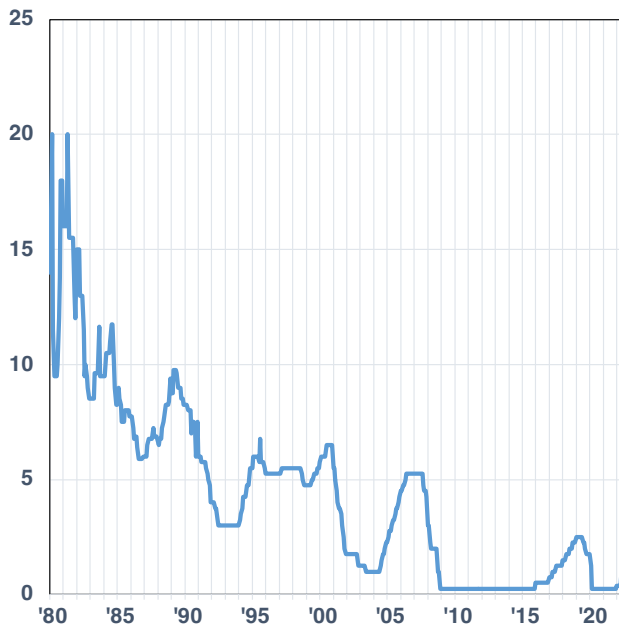
### INFLATION FACTORS (% CHANGE Y/Y)



### FED HIKES 75 BASIS POINTS

The Federal Reserve wrapped up its latest Open Market Committee meeting and, as expected in the wake of the alarming May CPI report, raised the fed funds rate by 75 basis points to 1.50%-1.75%. This is the third increase since the central bank lowered the rate to the rock-bottom level of 0.00%-0.25% early in the pandemic, and the first 75-basis-point hike by the Fed since 1994. Eight of the nine voting governors voted in favor of the hike, as inflation remains elevated. Indeed, the Fed now expects PCE inflation to rise at a 5.2% rate in 2022, up from its 4.3% projection a month ago. Of note, Fed Chairman Jerome Powell stated only last month that a 75-basis-point rate hike was not yet on the table. So we are now in a period in which it seems the bond market is the “wagger” and the central bank is the “tail.” But it is also worth pointing out that Chairman Powell has consistently said that the Fed would be “data dependent” -- and that the May CPI report was an important data point. As such, the Fed is accelerating the pace of rate hikes. While the U.S. economy is in fairly good shape and likely can continue to grow for another quarter or two, the odds of a recession in 2023 are rapidly increasing.

### FEDERAL FUNDS TARGET RATE & FORECASTS (%)

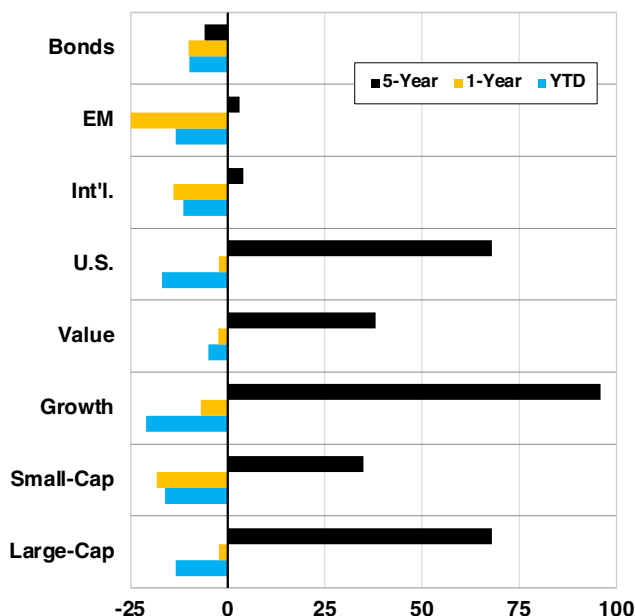


# FINANCIAL MARKET HIGHLIGHTS

## ARGUS' FAVORED CLASSES, SEGMENTS

Our stock-bond barometer slightly favors bonds over stocks for long-term portfolios. In other words, these asset classes should be near their target weights in diversified portfolios, with a modest tilt toward fixed income. We are balanced on large- and small-caps. We favor large-caps for growth exposure and financial strength, while small-caps are selling at historical discounts relative to large-caps and offer value. Our recommended exposure to small- and mid-caps is 15%-17% of equity allocation, in line with the benchmark weighting. U.S. stocks have outperformed global stocks over the trailing one- and five-year periods. We expect this long-term trend to continue given volatile and difficult-to-predict global economic, political, geopolitical, and currency conditions. That said, international stocks offer favorable near-term valuations, and we recommend 5%-10% of equity exposure to the group. Value stocks have taken an early lead in 2022 due to the negative impact of rising interest rates on Growth stock valuations. Over the long term, we anticipate that growth, led by Tech and Healthcare, will continue to top returns from value, led by Energy and Materials, given favorable secular and demographic trends.

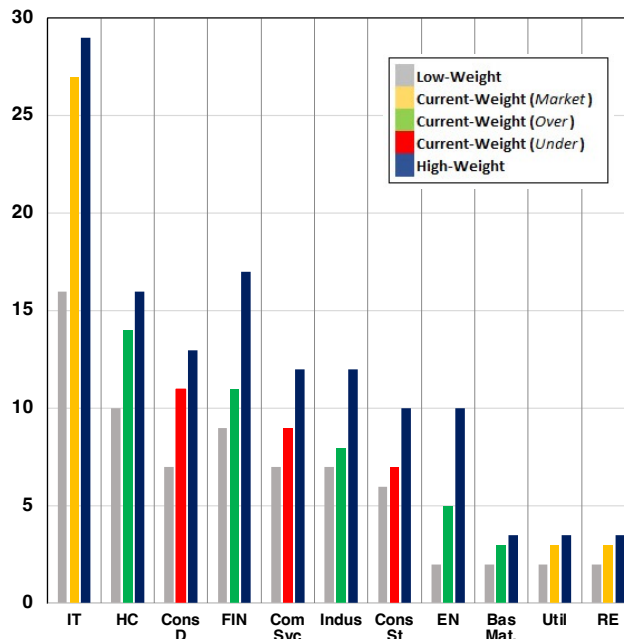
MARKET SEGMENT RETURNS 2022  
(% THROUGH 6/1/22)



## ARGUS ADJUSTS SECTOR RATINGS

We recently adjusted our recommended sector allocations. The following reflects our guidance for the calendar third quarter of 2022. We have lowered Consumer Discretionary to Under-Weight from Market-Weight. The sector has been hit by scaled-back expectations from retailers, as consumers respond to inflation by limiting discretionary purchases. Automobile availability remains an issue; and consumer & leisure services such as lodging and restaurants are lagging as COVID flares worldwide. With growth slowing, component stock valuations have pushed above their long-term average, making the sector less attractive even after the deep selloff. Our rebalancing process takes place four times a year. Our current Over-Weight sectors are Basic Materials, Energy, Financial Services, Healthcare, and Industrials. Our current Market-Weight sectors are Technology, Real Estate and Utilities. Our Under-Weight sectors are Consumer Discretionary, Communication Services, and Consumer Staples. Argus recommends that advisors and investors leverage this consistent and comprehensive process to tweak weightings within diversified equity portfolios.

SECTOR WEIGHTS (% OF S&P 500)



# ECONOMIC CALENDAR

## Previous Week's Releases

Date	Release	Month	Previous Report	Argus Estimate	Street Estimate	Actual
21-Jun	Existing Home Sales	May	5.61 Mil.	5.20 Mil.	5.44 Mil.	NA
24-Jun	New Home Sales	May	591K	575K	640K	NA

S

## Next Week's Releases

Date	Release	Month	Previous Report	Argus Estimate	Street Estimate	Actual
5-Jul	Factory Orders	May	0.3%	NA	NA	NA
6-Jul	ISM Non-Manufacturing	June	55.9	NA	NA	NA
7-Jul	Trade Balance	May	-\$87.1 Bln.	NA	NA	NA
8-Jul	Wholesale Inventories	May	2.2%	NA	NA	NA
	Non-farm Payrolls	June	390 K	NA	NA	NA
	Average Weekly Hours	June	34.6	NA	NA	NA
	Average Hourly Earnings	June	0.3%	NA	NA	NA
	Unemployment Rate	June	3.6%	NA	NA	NA

Argus Research Co. (ARC) is an independent investment research provider whose parent company, Argus Investors' Counsel, Inc. (AIC), is registered with the U.S. Securities and Exchange Commission. Argus Investors' Counsel is a subsidiary of The Argus Research Group, Inc. Neither The Argus Research Group nor any affiliate is a member of the FINRA or the SIPC. Argus Research is not a registered broker dealer and does not have investment banking operations. The Argus trademark, service mark and logo are the intellectual property of The Argus Research Group, Inc. The information contained in this research report is produced and copyrighted by Argus Research Co., and any unauthorized use, duplication, redistribution or disclosure is prohibited by law and can result in prosecution. The content of this report may be derived from Argus research reports, notes, or analyses. The opinions and information contained herein have been obtained or derived from sources believed to be reliable, but Argus makes no representation as to their timeliness, accuracy or completeness or for their fitness for any particular purpose. In addition, this content is not prepared subject to Canadian disclosure requirements. This report is not an offer to sell or a solicitation of an offer to buy any security. The information and material presented in this report are for general information only and do not specifically address individual investment objectives, financial situations or the particular needs of any specific person who may receive this report. Investing in any security or investment strategies discussed may not be suitable for you and it is recommended that you consult an independent investment advisor. Nothing in this report constitutes individual investment, legal or tax advice. Argus may issue or may have issued other reports that are inconsistent with or may reach different conclusions than those represented in this report, and all opinions are reflective of judgments made on the original date of publication. Argus is under no obligation to ensure that other reports are brought to the attention of any recipient of this report. Argus shall accept no liability for any loss arising from the use of this report, nor shall Argus treat all recipients of this report as customers simply by virtue of their receipt of this material. Investments involve risk and an investor may incur either profits or losses. Past performance should not be taken as an indication or guarantee of future performance. Argus has provided independent research since 1934. Argus officers, employees, agents and/or affiliates may have positions in stocks discussed in this report. No Argus officers, employees, agents and/or affiliates may serve as officers or directors of covered companies, or may own more than one percent of a covered company's stock. Argus Investors' Counsel (AIC), a portfolio management business based in Stamford, Connecticut, is a customer of Argus Research Co. (ARC), based in New York. Argus Investors' Counsel pays Argus Research Co. for research used in the management of the AIC core equity strategy and model portfolio and UIT products, and has the same access to Argus Research Co. reports as other customers. However, clients and prospective clients should note that Argus Investors' Counsel and Argus Research Co., as units of The Argus Research Group, have certain employees in common, including those with both research and portfolio management responsibilities, and that Argus Research Co. employees participate in the management and marketing of the AIC core equity strategy and UIT and model portfolio products.

